

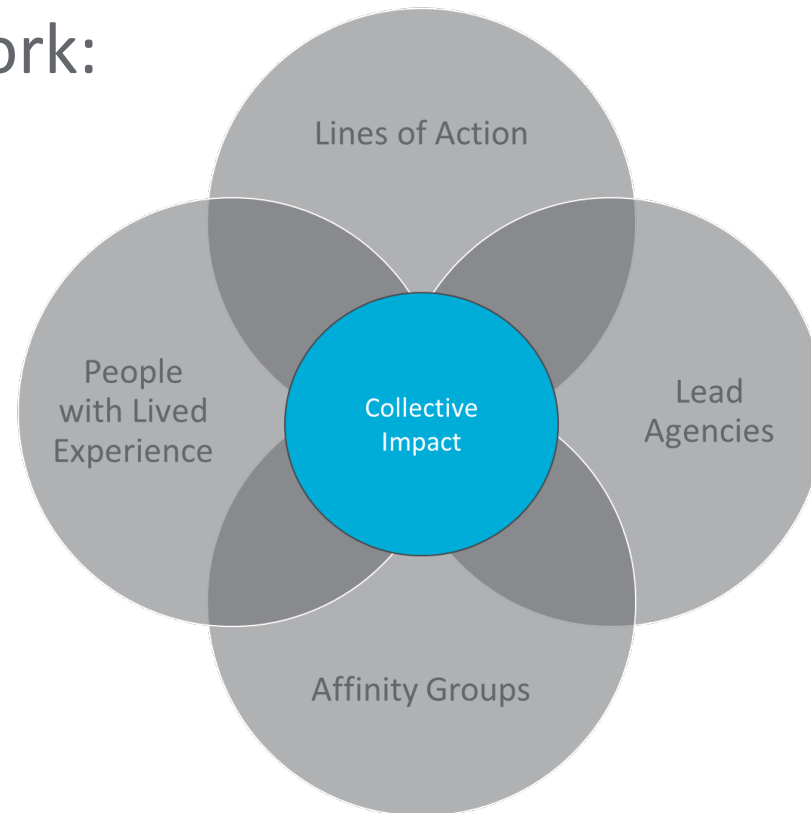
# CoC Implementation Structure, Lines of Action and System Goals Overview for SOPC

May 21, 2021

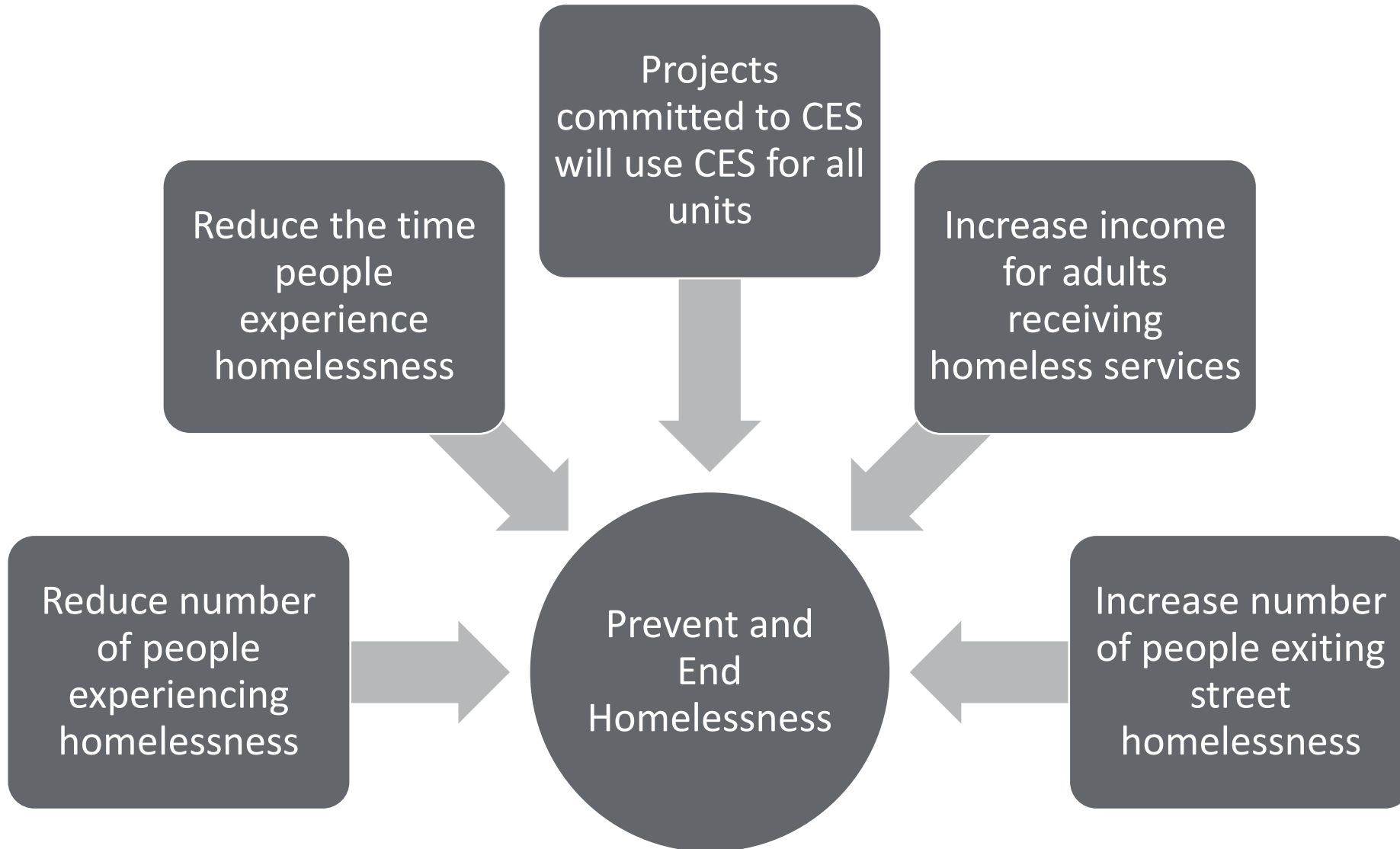


# CoC Implementation Structure...

- Is the way our CoC is organized to make progress toward our CoC System Goals, and toward preventing and ending homelessness.
- Four main components of work:



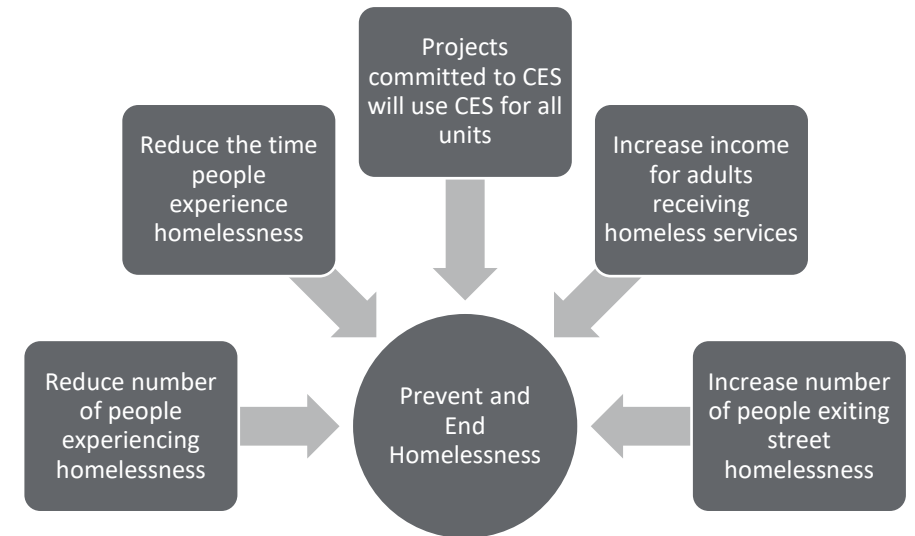
# Chicago CoC System Goals



# 2021 Lines of Action

## System Analysis and Resource Development

- Line of Action Broad Focus:
  - Understand what our needs, gaps and funding opportunities for the CoC (all program models/types)
- Line of Action Status:
  - Project Managers Identified (Beth Horwitz, All Chicago & Emily Krisciunas, Chicago Funders Together to End Homelessness)
  - Currently identifying data sources and data analysis partners
  - Leadership Team may begin meeting in July.



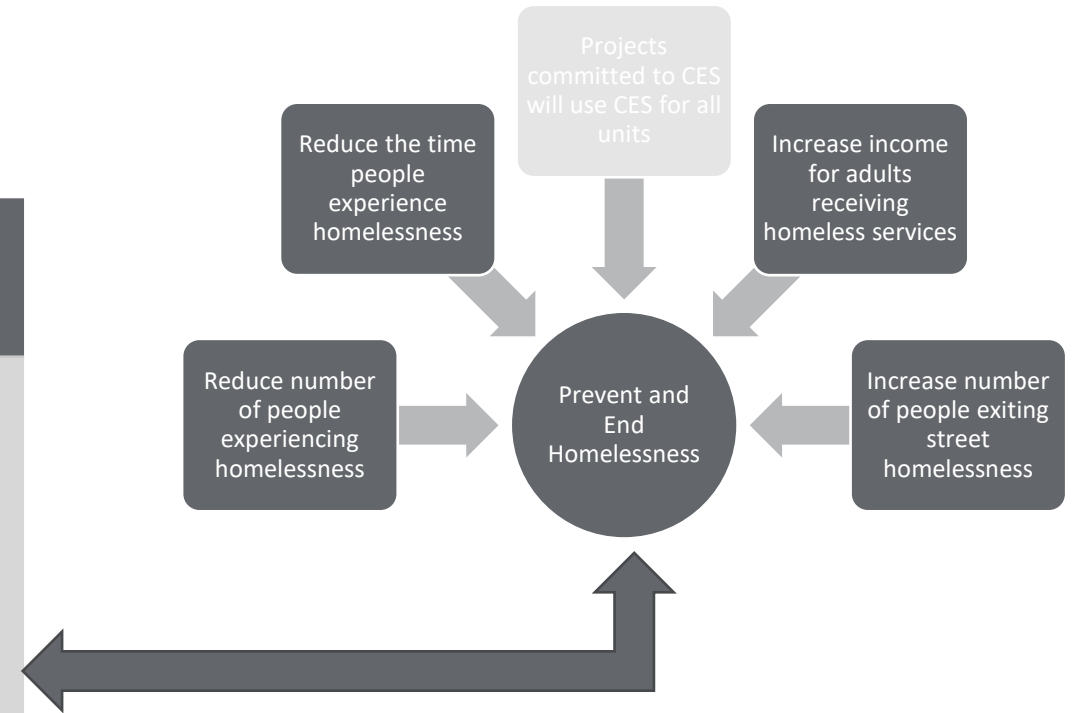
What do we need to achieve our goals??



# 2021 Lines of Action

## Expedited Housing Initiative

- Line of Action Broad Focus:
  - Test new ways to get more people than ever before housed more quickly than ever before.
- Line of Action Status:
  - Leadership Team Meeting Monthly
  - Work Plan Recently Approved
  - Work Plan Dashboard will be on website within a month
  - Income piece – still waiting for funding



# EHI By the Numbers (as of 5.11.21)

Status of Households	Number	% of # Applied (997)
Housed	650	65%
Application or Inspection Pending	97	10%
Lease-Signing or Move-in Pending	175	17%
Recently Engaged (no status yet)	24	2%
<b>Total Housed or On Way to Housing</b>	<b>946</b>	<b>95%</b>
Remaining # Requiring Specialized Attention	51	5%

Reduce number of people experiencing homelessness

Increase number of people exiting street homelessness



Reduce the time  
people  
experience  
homelessness

# EHI By the Numbers (as of 3.9.21)

Project	Match to Enrollment	Enrollment to Housed	Match to Housed
Average (of all below categories)	12.3 days (1308)	33.8 days (665)	47.9 days (665)
AME (EHI)	5 days (569)	34 days (273)	40 days (273)
RRH	15 days (328)	44 days (156)	55.4 days (156)
PSH	23 days (246)	39.5 days (159)	63.1 days (159)
Other	18.3 days (165)	2.2 days (77)	31.8 days (77)

Match=participant is identified for housing and referred (or matched) to a housing provider.  
 Enrolled=participant is enrolled in the housing project (or, in the case of the AME, is enrolled to attend an AME).  
 Housed=participant has moved into housing.



# EHI Accountability

- [Quarterly CoC-wide Reporting](#), and individual agency reports sent to agencies monthly.
- Looks at:
  - Unit Utilization
  - Need Status Timeliness Standard
  - Time from Match to Housing
  - Openings without Match Requests (will try to pull after vendor migration)
- All Chicago providing outreach to underperforming agencies/projects

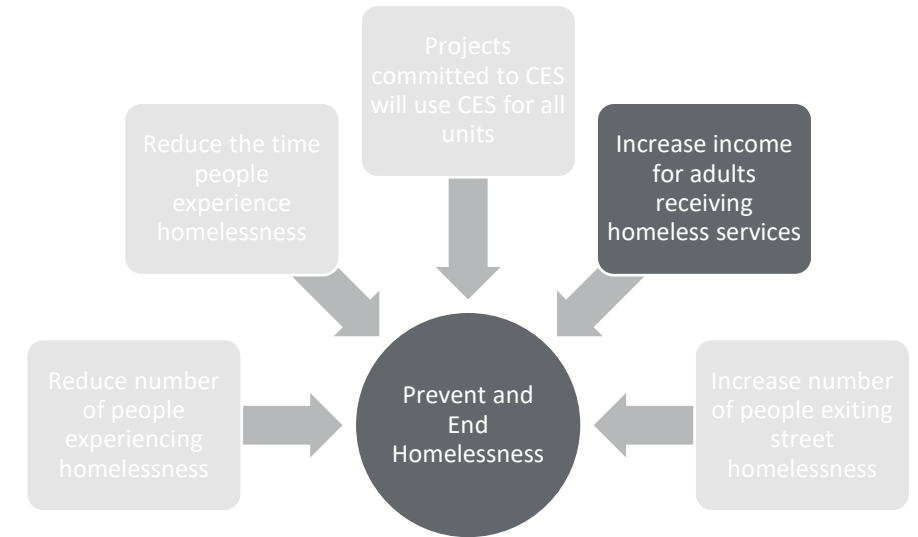




# 2021 Lines of Action

## Income

- Line of Action Broad Focus:
  - Identify and test new ways to integrate the employment and income best practices and the sector with the homeless sector.
- Line of Action Status:
  - In process of solidifying funding for Income Navigators as part of EHI
  - Improve the data and information that is available to understand who needs help finding a job; and use that data to improve the employment outcomes for job seekers in the CoC system



# Employment and Income Data

Increase income  
for adults  
receiving  
homeless services

## Goal 4

Increase the earned income and/or other income of adults served by the homeless response system.

	2020 Target	2020 Data	2019 Data
4.1 Adults engaged in Chicago's homeless services system increase their <b>earned income</b> during the year.	8%	5%	6%
4.2 Adults engaged in Chicago's homeless services system increase their <b>non-employment cash income</b> during the year.	15%	16%	15%



# Employment and Income Data

Increase income  
for adults  
receiving  
homeless services

<b>STAYERS: Increased ANY Income during Reporting Period – Percent</b>			
<b>Project Type</b>	<b>Increase</b>	<b>No Increase</b>	<b>Grand Total</b>
ES	0.00%	100.00%	100.00%
PH-H	0.00%	100.00%	100.00%
PH-S	15.38%	84.62%	100.00%
PSH	6.29%	93.71%	100.00%
RRH	0.92%	99.08%	100.00%
SH	16.00%	84.00%	100.00%
TH	0.00%	100.00%	100.00%
<b>Grand Total</b>	<b>3.84%</b>	<b>96.16%</b>	<b>100.00%</b>

<b>LEAVERS: Increased ANY Income during Reporting Period – Percent</b>			
<b>Project Type</b>	<b>Increase</b>	<b>No Increase</b>	<b>Grand Total</b>
ES	6.13%	93.87%	100.00%
PH-H	100.00%	0.00%	100.00%
PH-S	100.00%	0.00%	100.00%
PSH	50.00%	50.00%	100.00%
RRH	21.74%	78.26%	100.00%
SH	0.00%	100.00%	100.00%
TH	0.00%	100.00%	100.00%
<b>Grand Total</b>	<b>12.03%</b>	<b>87.97%</b>	<b>100.00%</b>



# Employment and Income Data

Increase income  
for adults  
receiving  
homeless services

<b>STAYERS: Increased ANY Income during Reporting Period – Percent</b>			
<b>Age Range</b>	<b>Increase</b>	<b>No Increase</b>	<b>Grand Total</b>
<b>18 - 24</b>	2.13%	97.87%	100.00%
<b>25 - 34</b>	2.68%	97.32%	100.00%
<b>35 - 49</b>	2.93%	97.07%	100.00%
<b>50 - 64</b>	4.59%	95.41%	100.00%
<b>65+</b>	6.50%	93.50%	100.00%
<b>Unknown</b>	0.00%	100.00%	100.00%
<b>Grand Total</b>	<b>3.84%</b>	<b>96.16%</b>	<b>100.00%</b>

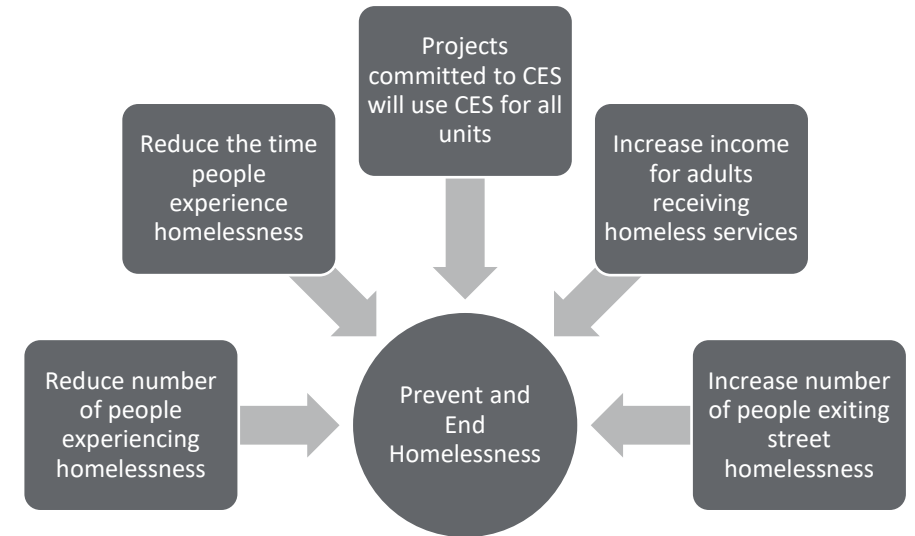
<b>LEAVERS: Increased ANY Income during Reporting Period – Percent</b>			
<b>Age Range</b>	<b>Increase</b>	<b>No Increase</b>	<b>Grand Total</b>
<b>18 - 24</b>	5.33%	94.67%	100.00%
<b>25 - 34</b>	6.06%	93.94%	100.00%
<b>35 - 49</b>	10.75%	89.25%	100.00%
<b>50 - 64</b>	17.97%	82.03%	100.00%
<b>65+</b>	27.59%	72.41%	100.00%
<b>Grand Total</b>	<b>12.03%</b>	<b>87.97%</b>	<b>100.00%</b>



# 2021 Lines of Action

## Racial Equity

- Line of Action Broad Focus:
  - Identify opportunities for the CoC to address systemic inadequacies in our system, including racial and resource inequities.
- Line of Action Status:
  - Leadership Team Established
  - Drafting RFP for Consultant



# 2021 Lines of Action

## System Front Door

- Line of Action Broad Focus:
  - Build an integrated approach to serving folks at the “front door” through holistic services that leverage prevention funding, diversion supports, and emergency services, while also engaging people
- Line of Action Status:
  - On hold

